

HIGH COST-OF-LIVING IN CALIFORNIA

BACKGROUND INFORMATION

FEBRUARY 24, 2022

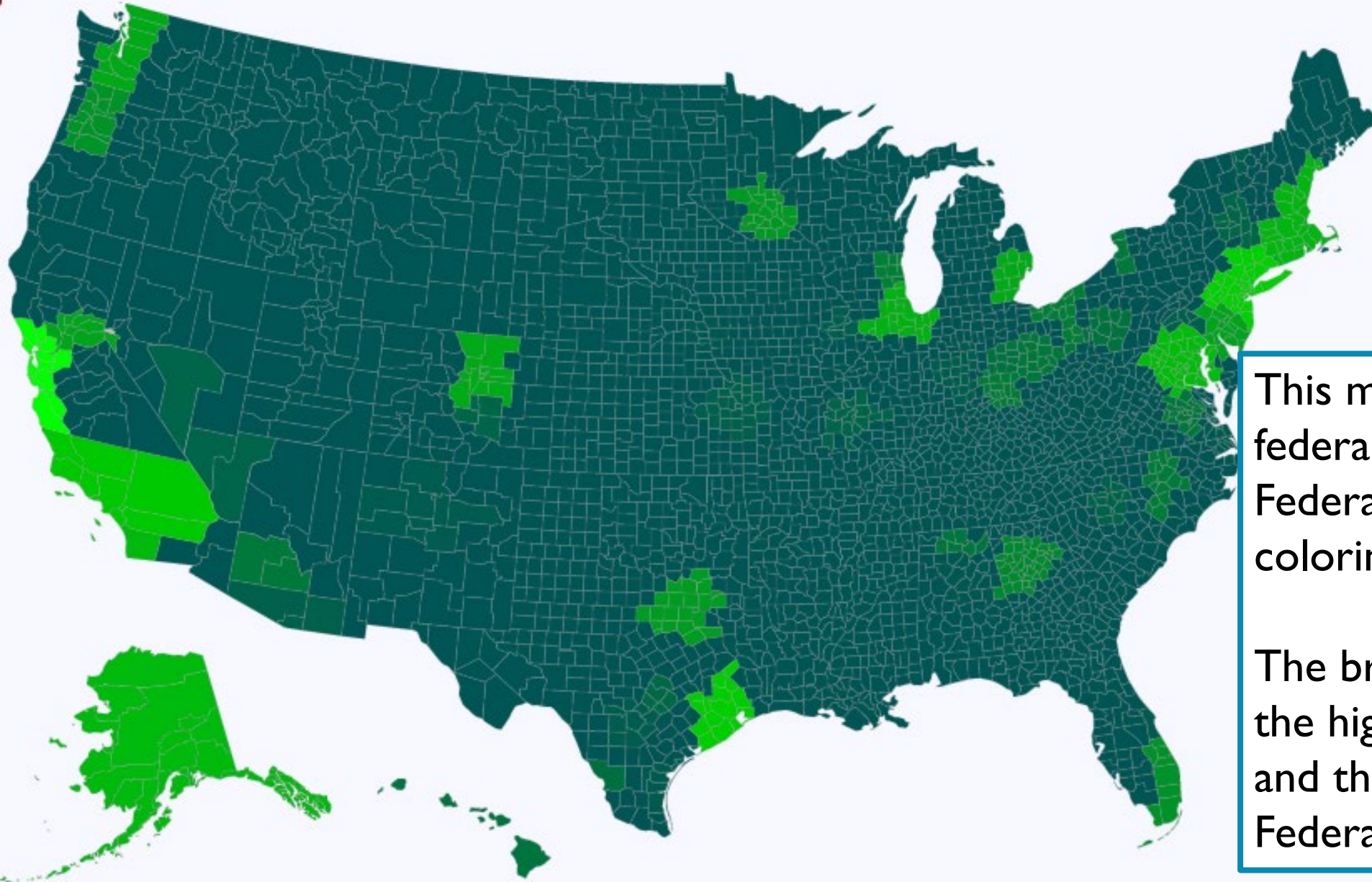


**CALIFORNIA ASSOCIATION OF
PROFESSIONAL SCIENTISTS**



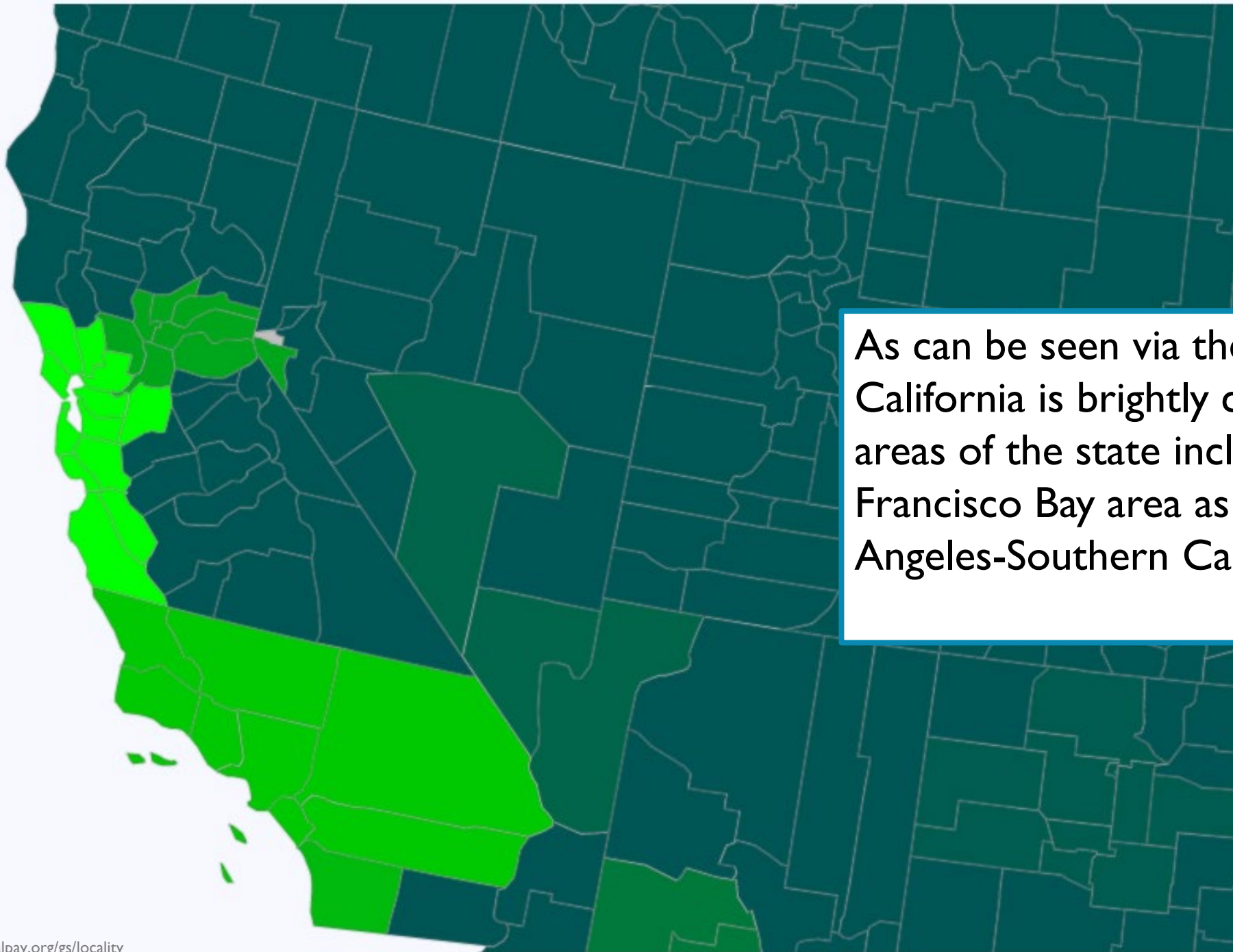
THE STATE OF CALIFORNIA IS ECONOMICALLY DIVERSE WITH
LARGE AND SMALL CITIES AND TOWNS.

THE FEDERAL GOVERNMENT ACKNOWLEDGES THAT THERE IS A
NEED TO RECOGNIZE RELATIVELY HIGH COST-OF-LIVING
THROUGH A DIFFERENTIAL NOT ONLY IN CALIFORNIA, BUT
ACROSS THE UNITED STATES.



This map illustrates the federal government's Federal Locality Pay via coloring.

The brighter the green, the higher cost of living and thus an increase Federal Locality Pay.



As can be seen via the federal map, California is brightly colored in many areas of the state including the San Francisco Bay area as well as the Los Angeles-Southern California area.



2020 FEDERAL LOCALITY PAY ADJUSTMENTS

- 15.95% Locality Pay for Counties in Dark Teal -- California and the rest of the US.
- 26.37% Locality Pay for Counties in Darkest Green -- includes Sacramento County.
- 41.44% Locality Pay for Counties in Bright Green – includes Bay Area and surrounding counties.
- 32.41% Locality Pay for Counties in Mid-Level Green – includes Southern California counties like Los Angeles and Orange.
- 29.77% Locality Pay in Dark Green for San Diego County

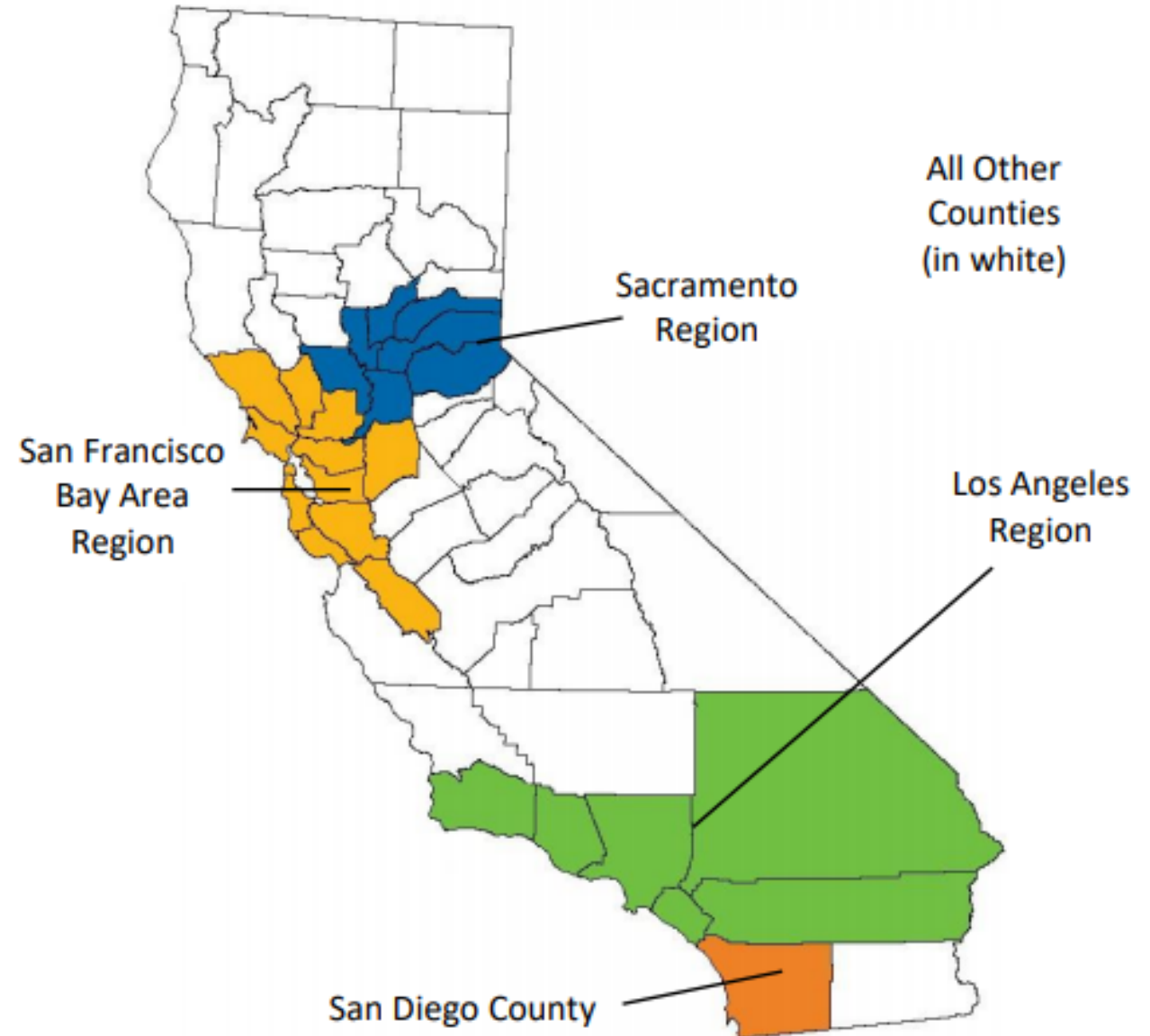


GEOGRAPHIC COMPARISONS FROM 2020 TOTAL COMPENSATION REPORT

Geographic Comparisons

When comparing compensation, it is important to recognize that wages can vary between geographic regions. The federal government has a policy of paying its white-collar employees more to work in four regions of California (Sacramento, Los Angeles, San Francisco, and San Diego) than it does in the rest of the state. Please refer to Appendix D-1 for details.

The tables on the following pages compare the total compensation in the same regions, as well as “All Other Counties,” using the 2014 Federal Locality Pay Area boundaries.



Most Expensive Median Home Prices, CA Counties, Q4 2021

County	Median Home Price
SAN MATEO	\$2,100,000.00
SAN FRANCISCO	\$1,825,000.00
SANTA CLARA	\$1,675,000.00
MARIN	\$1,605,000.00
ALAMEDA	\$1,265,000.00
SANTA CRUZ	\$1,210,000.00
ORANGE COUNTY	\$1,150,000.00
SANTA BARBARA	\$919,000.00
NAPA	\$885,000.00
CONTRA COSTA	\$870,000.00
MONTEREY	\$850,000.00
VENTURA	\$849,000.00
SAN DIEGO	\$845,000.00
SAN LUIS OBISPO	\$802,000.00
LOS ANGELES	\$797,890.00
SAN BENITO	\$780,000.00
SONOMA	\$774,500.00



CAPS PROPOSAL

